

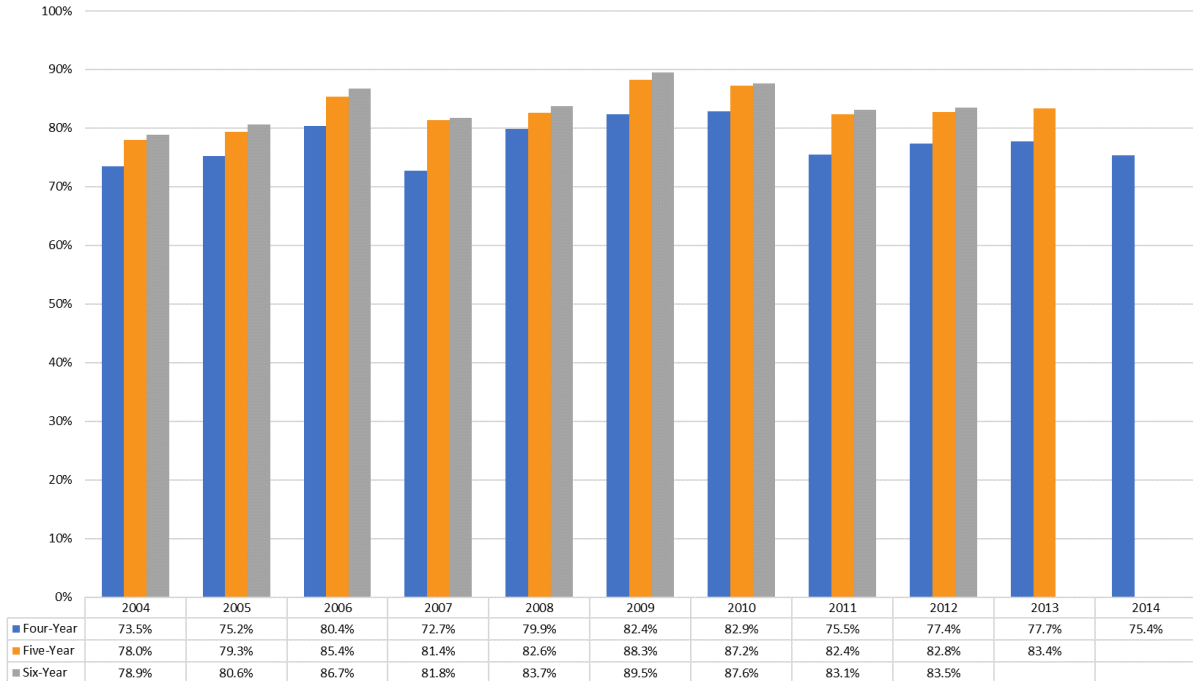
Graduation

Sources:

Registrar's Office

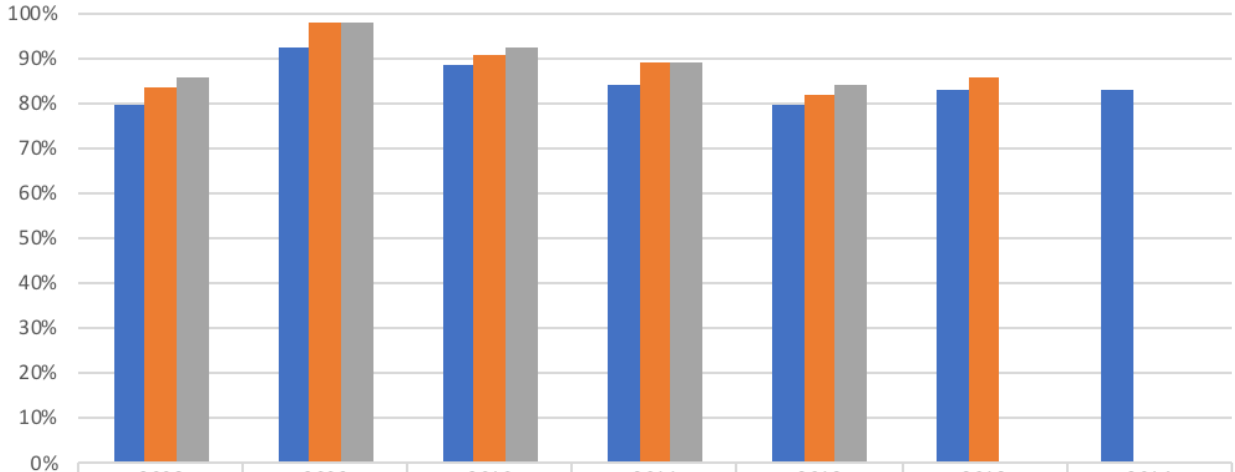
Data Warehouse

Cohort Graduation Rates Entering Cohorts from 2004-2014



For the entering cohort in Fall 2010, the national average for 6-Yr graduation rate at private, non-profit colleges with admit rates of 25% or less was 88% (NCES, 2018).

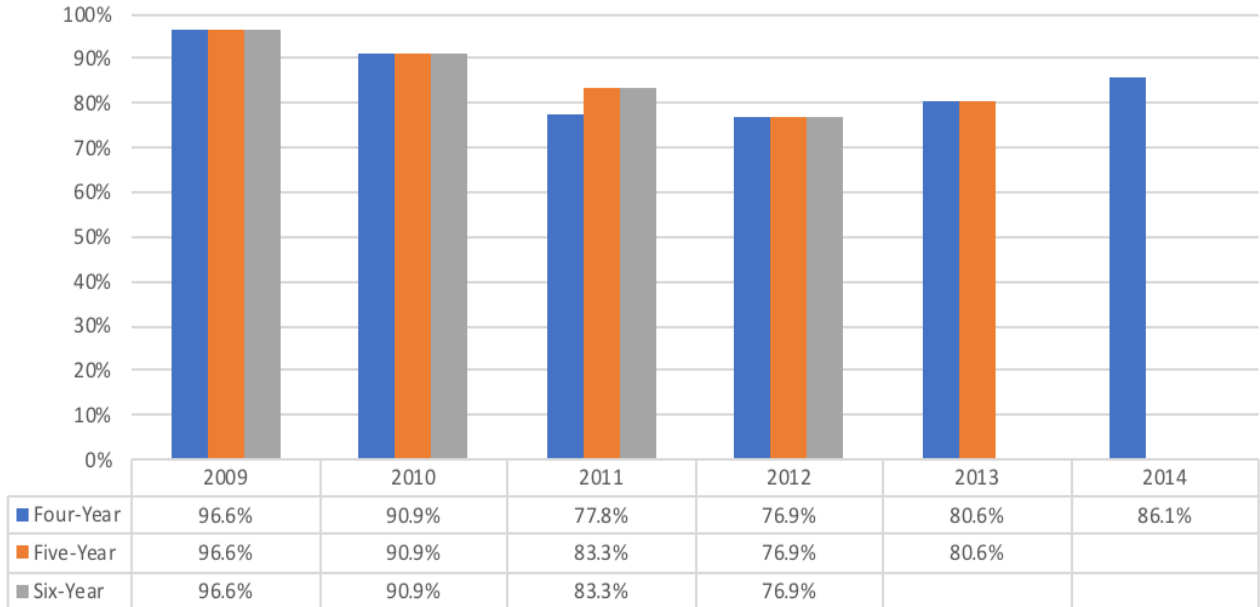
Cohort Graduation Rates Entering Cohorts from 2008-2014: Pell Grant Recipients



| | | | | | | | |
|-------------|-------|-------|-------|-------|-------|-------|-------|
| ■ Four-Year | 79.6% | 92.3% | 88.5% | 83.8% | 79.5% | 82.9% | 83.0% |
| ■ Five-Year | 83.7% | 98.1% | 90.4% | 89.2% | 81.8% | 85.4% | |
| ■ Six-Year | 85.7% | 98.1% | 92.3% | 89.2% | 84.1% | | |

Students who received a Pell Grant at any point during their undergraduate enrollment are considered part of the cohort.

Cohort Graduation Rates Entering Cohorts from 2009-2014: First-Generation Students



Note: Pitzer College did not consistently collect First-Generation student data prior to Fall 2013.