



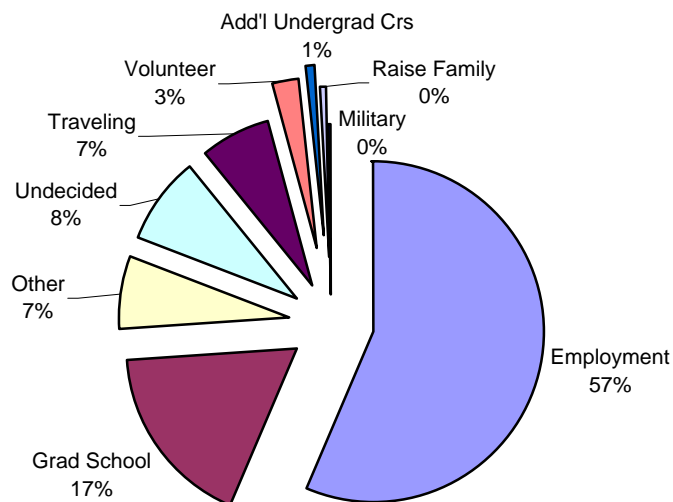
Life after Pitzer

This report presents data on plans made by Pitzer College seniors on the last term prior to graduation. Questions are derived from the HEDS Senior Survey. Charts below are created from the totals.

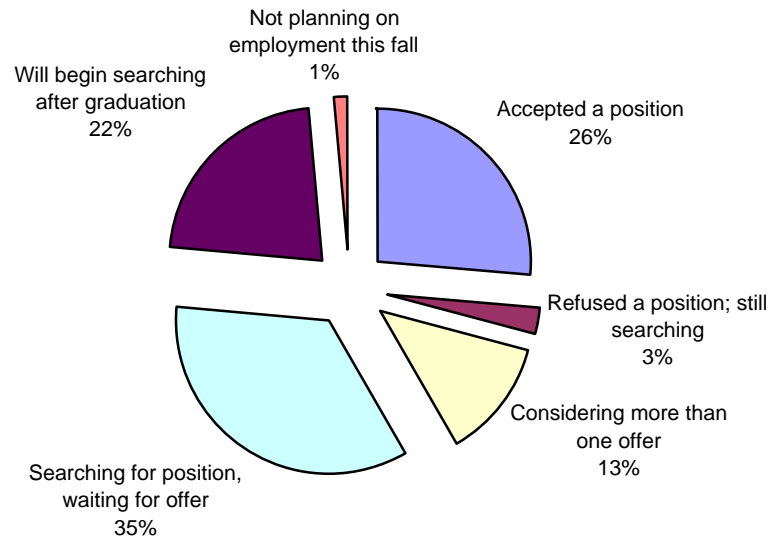
Participants	2005	2006	2007	2008	2009	Total
Degrees Granted*	221	217	228	231	241	1138
Survey Participation	182	188	199	204	205	978
% Rate of Participation	82%	87%	87%	88%	85%	86%

* Source: Registrar's Office

Plans after graduation this Fall	2005	2006	2007	2008	2009	Total
Employment	112	110	106	110	114	552
Grad School	27	37	38	33	35	170
Other	18	18	14	18	0	68
Undecided	10	11	19	21	21	82
Traveling	11	10	13	14	16	64
Volunteer	2	1	6	4	13	26
Add'l Undergrad Crs	1	0	1	3	4	9
Raise Family	1	1	2	0	0	4
Military	0	0	0	1	2	3
Total	182	188	199	204	205	978



Employment Plans	2005	2006	2007	2008	2009	Total
Accepted a position	29	31	38	29	17	144
Refused a position; still searching	5	3	2	2	3	15
Considering more than one offer	17	17	7	12	15	68
Searching for position, waiting for offer	38	32	32	34	53	189
Will begin searching after graduation	21	24	26	30	20	121
Not planning on employment this fall	0	0	1	0	6	7
Total	110	107	106	107	114	544

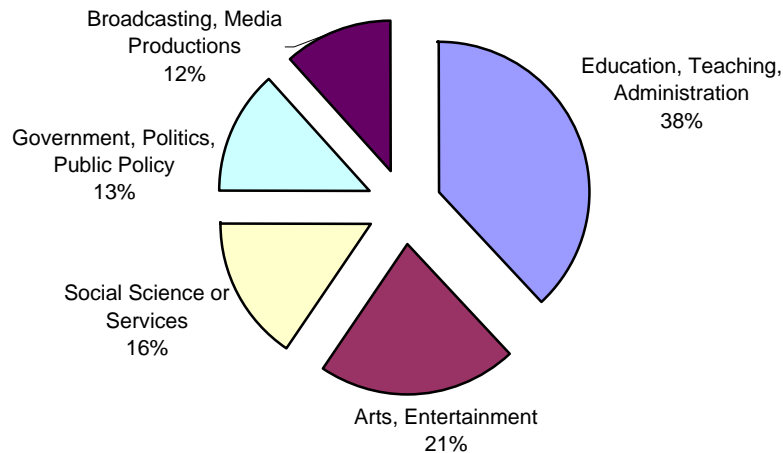


Employers of Pitzer Grads

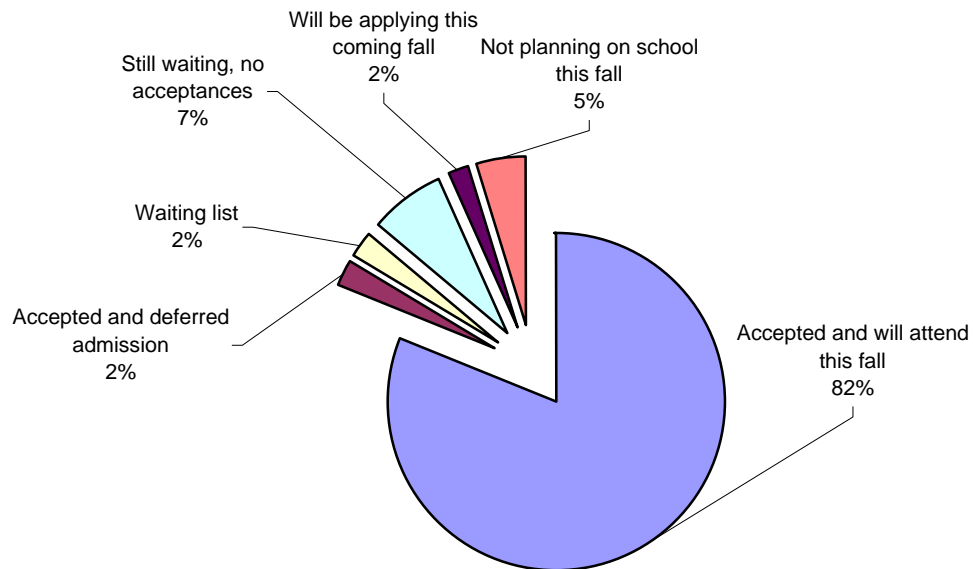
- | | |
|---|---|
| AFL-CIO | GreenCorps |
| Boeing Company | Hebrew Teacher |
| Brown & Wood LLP | House of Ruth |
| California Federal Bank | Idyllwild Arts Academy |
| California Institute of Technology | Jagged Films, The Lot |
| CAST Management Consultants, Inc. | JET Program |
| CCCSI Urban Fellow | Morgan Stanley |
| Charles Schwab & Co. | Oakland Teaching Fellows |
| Chino Valley Unified School District | Pacific Bell |
| Coca Cola Enterprises | Peace Corps |
| Correlagen Diagnostics Inc | SCORE |
| Crippled Children's Society | Southland Corporation |
| Deloitte & Touche | Teach for America |
| Edwards Laverne Cinemas | Teacher Assistant, Santander Cantabria, Spain |
| English Teaching Assistant, Yilan, Taiwan | U.S.PIRG |
| Excite.com | Union Bank of California |
| Fortis Investors | Union organizer-change to win |
| Fund for Public Interest Research Group | University of La Verne |
| Glaucoma Institute of Beverly Hills | Waldorf School |
| GoTo.com | Webb Schools |

First Job You Plan to Pursue Directly Upon Graduation	2005	2006	2007	2008	2009	Total
Education, Teaching, Administration	19	13	15	12	16	75
Arts, Entertainment	6	14	9	6	7	42
Social Science or Services	10	5	8	5	3	31
Government, Politics, Public Policy	10	5	3	3	5	26
Broadcasting, Media Productions	6	5	3	7	2	23
Environmental Science, Natural Resources	3	6	2	7	3	21
Finance	7	1	0	5	2	15
Business Owner, Proprietor, Entrepreneur	2	3	3	5	1	14
Law	1	4	4	4	0	13
Management	2	2	4	2	3	13
Advertising, Public Relations	4	3	1	3	1	12
Marketing, Sales	2	4	5	0	0	11
Medicine, Health Care, Other	4	1	3	1	0	9
Publishing, Print Journalism	2	0	2	3	2	9
Architecture, Design, or Planning	0	2	3	2	1	8
Sports, Recreation	1	2	1	0	3	7
Non Profit, Philanthropy Worker	0	0	0	0	7	7
Biology/Life Science	0	1	2	3	0	6
College/University Administration	0	1	2	2	1	6
Retail	1	4	0	1	0	6
Foreign Service, Diplomacy, International Relations	1	0	1	2	0	4
Social Activist, Community Organizer	0	0	0	0	4	4
College/University Teaching or Research	0	0	1	1	0	2
Hospitality, Travel/Tourism	1	0	0	1	0	2
Mathematics, Statistics	1	0	0	1	0	2
Farmer, Rancher	0	0	0	0	2	2
Museum Curator, Gallery Worker	0	0	0	0	2	2
Scientific Researcher	0	0	0	0	2	2
Undecided	5	5	12	7	12	41
Other	12	13	8	12	14	59
Total	100	94	92	95	93	474

Top 5 Careers After Graduation



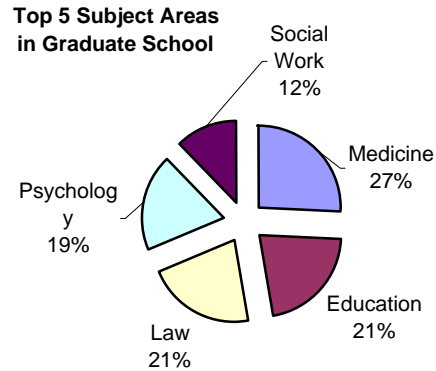
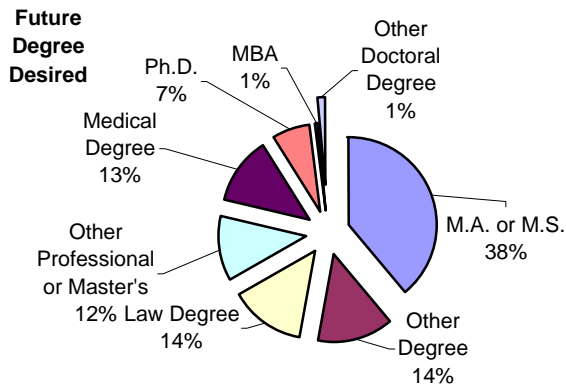
Educational Plans	2005	2006	2007	2008	2009	Total
Accepted and will attend this fall	26	29	31	22	26	134
Accepted and deferred admission	0	1	1	2	0	4
Waiting list	0	1	1	1	1	4
Still waiting, no acceptances	0	3	3	1	5	12
Will be applying this coming fall	0	0	0	0	3	3
Not planning on school this fall	1	3	0	4	0	8
Total	27	37	36	30	35	165



Graduate Institution Fall 2009

American University, Washington College of Law, Washington DC
 Arizona State University
 CA Baptist University, Riverside CA
 California State University, Long Beach
 Chapman University, Orange, CA,
 Claremont Graduate University, Claremont, CA
 Columbia College of Chicago, Chicago, IL
 Dominican University of CA, San Rafael, CA
 Kent State University, Kent, OH
 Mills College Oakland, CA
 Pacifica Graduate Institute, Santa Barbara, CA
 Reykjavik Energy Graduate School
 The American University in Paris, France
 UC Berkeley Berkeley, CA
 UC Santa Barbara
 UCLA
 University of Southern CA, Los Angeles, CA

Future Degree Desired	2005	2006	2007	2008	2009	Total
M.A. or M.S.	10	9	11	10	16	56
Other Degree	5	9	3	3	0	20
Law Degree	6	2	4	4	4	20
Other Professional or Master's	1	5	2	5	4	17
Medical Degree	2	3	6	4	3	18
Ph.D.	1	3	2	2	2	10
MBA	0	0	1	0	0	1
Other Doctoral Degree	0	0	2	0	0	2
Total	25	31	31	28	29	144



Subject Area this Fall	2005	2006	2007	2008	2009	Total
Medicine	4	4	7	5	3	23
Education	5	3	7	1	3	19
Law	6	2	4	4	3	19
Psychology	2	3	2	4	6	17
Social Work	1	4	1	2	3	11
Health Related Field	1	4	1	0	1	7
Fine Performing Arts	1	2	2	1	0	6
Other	0	0	0	0	5	5
Political Science Govt	0	0	2	1	0	3
English	0	1	0	2	0	3
Business	0	0	2	1	0	3
Sociology	0	2	0	0	0	2
Biological Life Sciences	0	1	0	1	0	2
Theology	1	1	0	0	0	2
Chemistry	1	0	1	0	0	2
Economics	0	0	2	0	0	2
History	0	0	0	1	1	2
Anthropology	0	0	0	1	1	2
Communications, Media	0	0	1	0	1	2
Foreign Languages	0	1	0	0	1	2
Computer Science	1	0	0	0	0	1
Humanities	0	0	0	1	0	1
Mathematics	0	0	0	0	1	1
Earth Sciences	0	1	0	0	0	1